





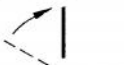

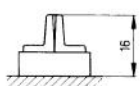
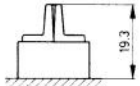


th25 Two and three position rotary switches

Panel cut-out 16.2 mm / 22.5 mm

	IP40, plastic bezel on page 24		IP65, plastic bezel on page 24	
Contact blocks to be ordered separately (pages 21+22)				
Switching position				
	508 021		508 026	
	508 020		508 025	
	508 040		508 045	
	508 041		508 046	
	508 042		508 047	
	508 043		508 048	
Rotary knob	black, with white indicating bar			
Technical details	Weight g	Length mm	Weight g	Length mm
	8	43.0	8	43.0
Panel cut-out	see plastic bezels		type 4	
Minium distance from switch centre to centre	according to bezel size		according to bezel size	
	caution contact block assembly dimensions (
Front panel thickness	max. 5.0		5.0	
	min. 2.0		2.0	
Bezel and rotary knob height				
Bezel	The rotary switch cannot be installed without a bezel. The IP40 bezels are interchangeable before installation. However, once an IP65 bezel has been assembled it cannot be removed.			
* Part number suffix for black anodized aluminium alloy .				

NOT AVAILABLE

AVAILABLE IN ALL THE 3 SHAPES CIRCULAR , SQUARE , RECTANGULAR